

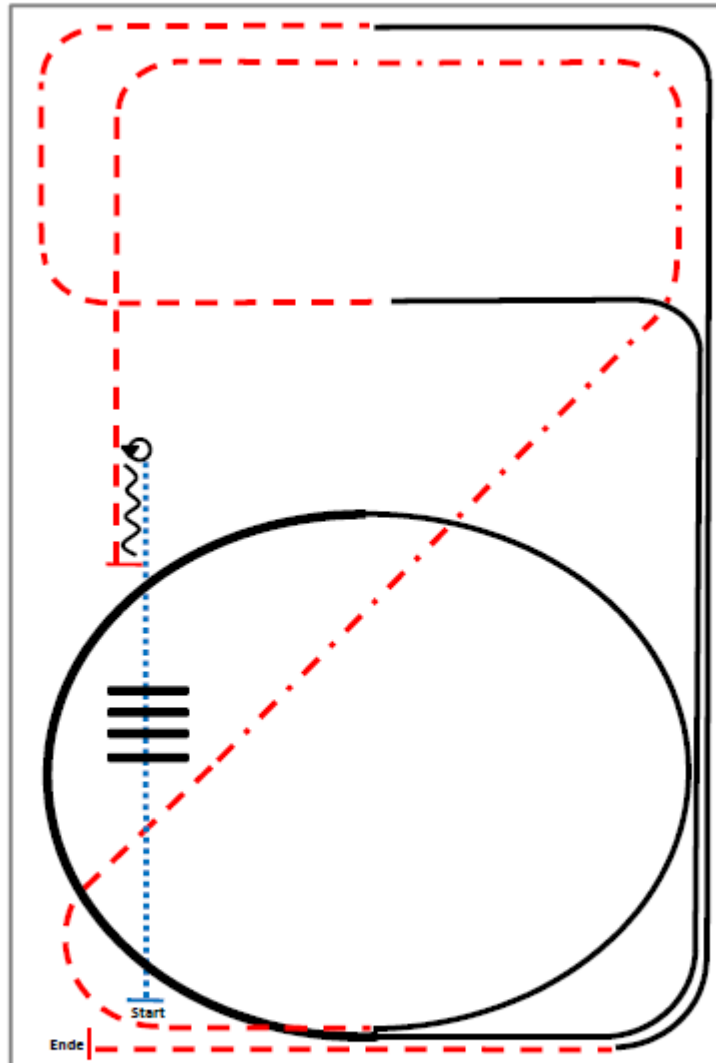
Pattern

Reining:	LK 4	Pt. 15
	C LK 3	Pt. 13
	A LK 3	Pt. 11
	LK 2 A, 1 A	Pt. 12
	LK 1/2 jun.	Pt. 6
	LK 1/2 B	Pt. 8
	Q-LK 2/1 jun.	Pt.12
	Q-LK 2/1 B	Pt.12
	Q-LK 2/1 A	Pt. 11
Western Riding:	LK 1/2 A/B	Pt.4
	Q-LK 2/1 A sen	Pt. 4
	Q-LK 2/1 B	Pt. 4
	Q-LK 2/1 jun	Pt.8
Superhorse:	LK 1/2 sen	Pt. 2
	Q-LK 2/1 A/B	Pt. 3
Jungpferdeprüfungen:	Basis 4 jährig	Pt. 3
	Basis 5 jährig	Pt. 4
	Trail 4 jährig	Pt. 4
	Trail 5 jährig	Pt. 5
	Reining 4 und 5 jährig	Pt. 1
Youngstar:	Reining	Pt. 8
	Challenge	Pt. 1

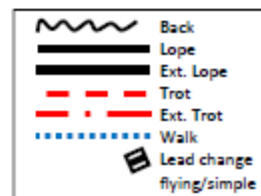
Ranch Riding LK 4A, LK 4B

Pattern RR 2017 #3: LK 4/5 A/B
(auch für Hallen und Plätze 20x40m)

 EWU
Ewe Reiterverein Union
St. Gallen
03/2017



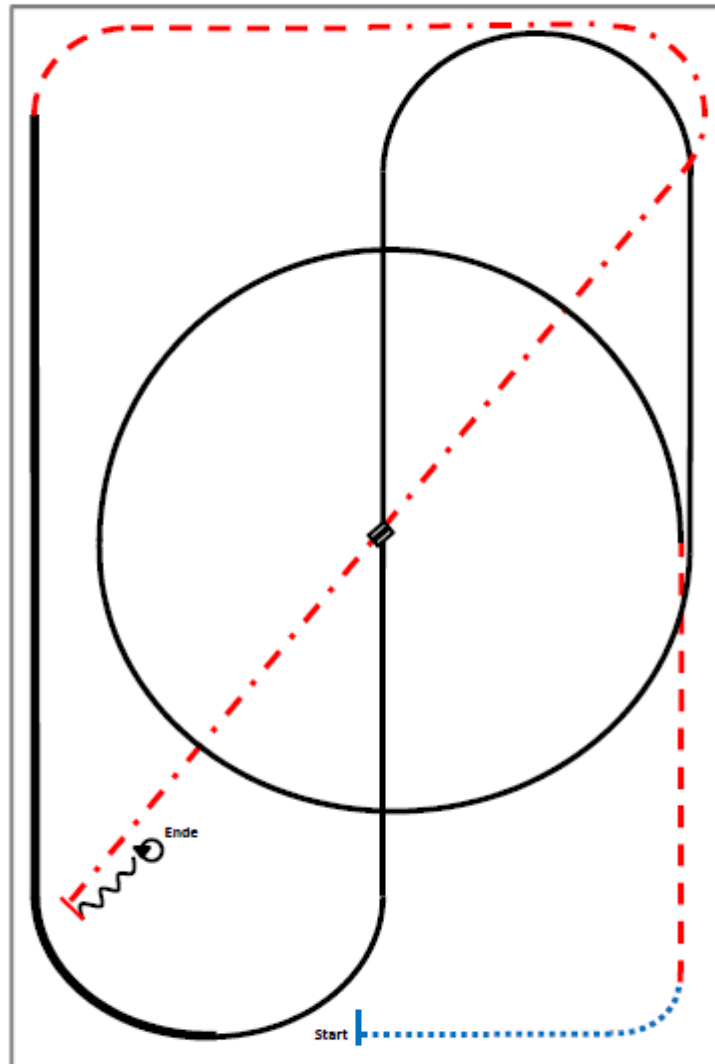
- 1) Walk.
- 2) Walk over, walk.
- 3) Stop, 360° turn left or right.
- 4) Back.
- 5) Trot.
- 6) Extended trot, trot.
- 7) Lope left lead.
- 8) Extended lope, lope.
- 9) Trot.
- 10) Lope right lead.
- 11) Trot, stop.



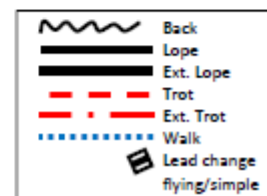
Ranch Riding A LK 3A, A LK 3B

Pattern RR 2017 #1: LK 3 A/B (auch für Hallen und Plätze 20x40m geeignet)

DFV
Deutscher Reitverband
03/2017



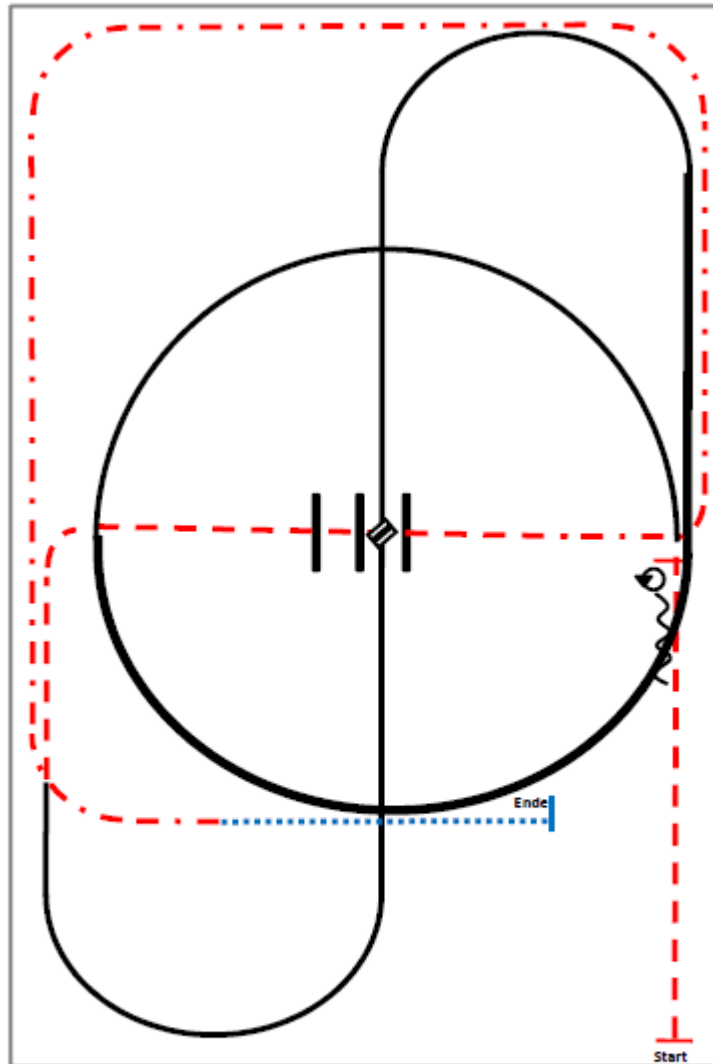
- 1) Walk.
- 2) Trot.
- 3) Lope left lead circle, lope.
- 4) Lead change in the center.
- 5) Lope right lead.
- 6) Extended lope.
- 7) Trot.
- 8) Extended trot.
- 9) Stop, back.
- 10) 360° turns each direction either way first.



Ranch Riding C LK 3

Pattern RR 2017 #4: LK 3 A/B
 (auch für Hallen und Plätze 20x40m geeignet)

DFV
 Deutscher Reitverband
 03/2017



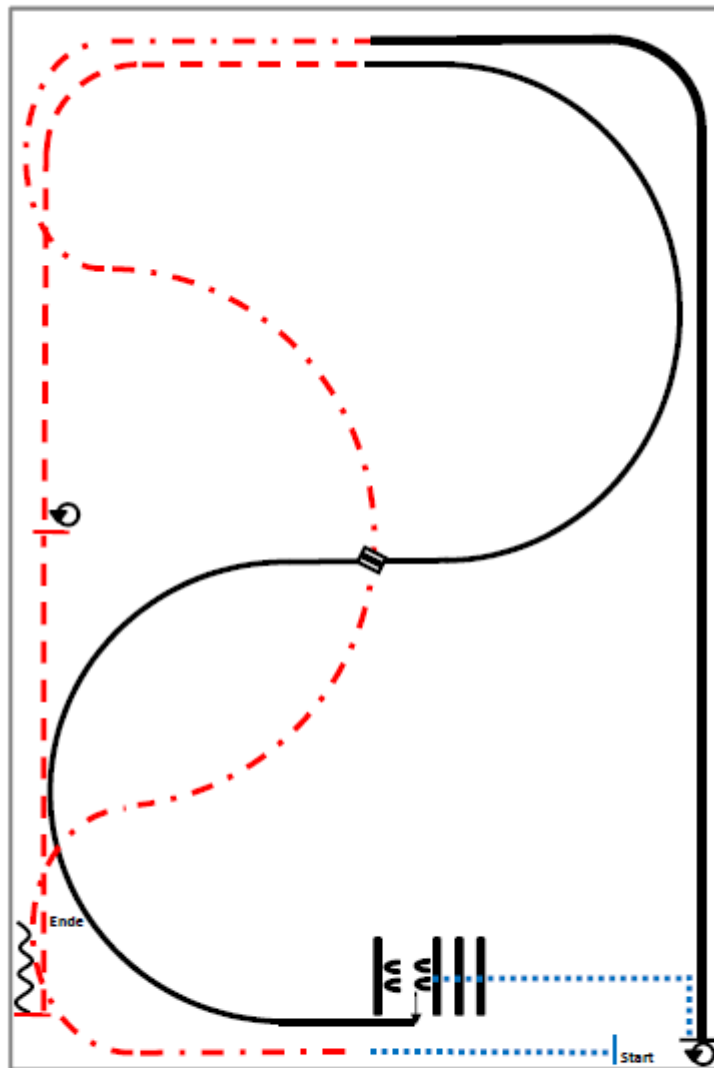
- 1) Trot.
- 2) Stop, 180° turns each direction either way first.
- 3) Back.
- 4) Lope left lead.
- 5) Extended lope, lope.
- 6) Lead change.
- 7) Lope right lead.
- 8) Trot, trot over.
- 9) Extended trot.
- 10) Walk, stop.

	Back
	Lope
	Ext. Lope
	Trot
	Ext. Trot
	Walk
	Lead change
	flying/simple

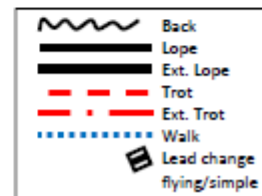
Ranch Riding LK 1A sen., LK 2A sen., LK 1/2 B

Qualifikationspattern RR 2017 #6: LK 1/2 A/B sen. (auch für Hallen und Plätze 20x40m geeignet)

Logo of the German Equestrian Federation (DFV) and the text "DFV Deutscher Reitverband e.V." and "03/2017".



- 1) Walk.
- 2) Extended trot serpentine.
- 3) Extended lope right lead.
- 4) Stop, 180° turn right.
- 5) Walk.
- 6) Walk over, sidepass left.
- 7) Lope right lead.
- 8) Lead change.
- 9) Lope left lead.
- 10) Trot.
- 11) Stop, 360° turns each direction either way first.
- 12) Trot, stop, back.

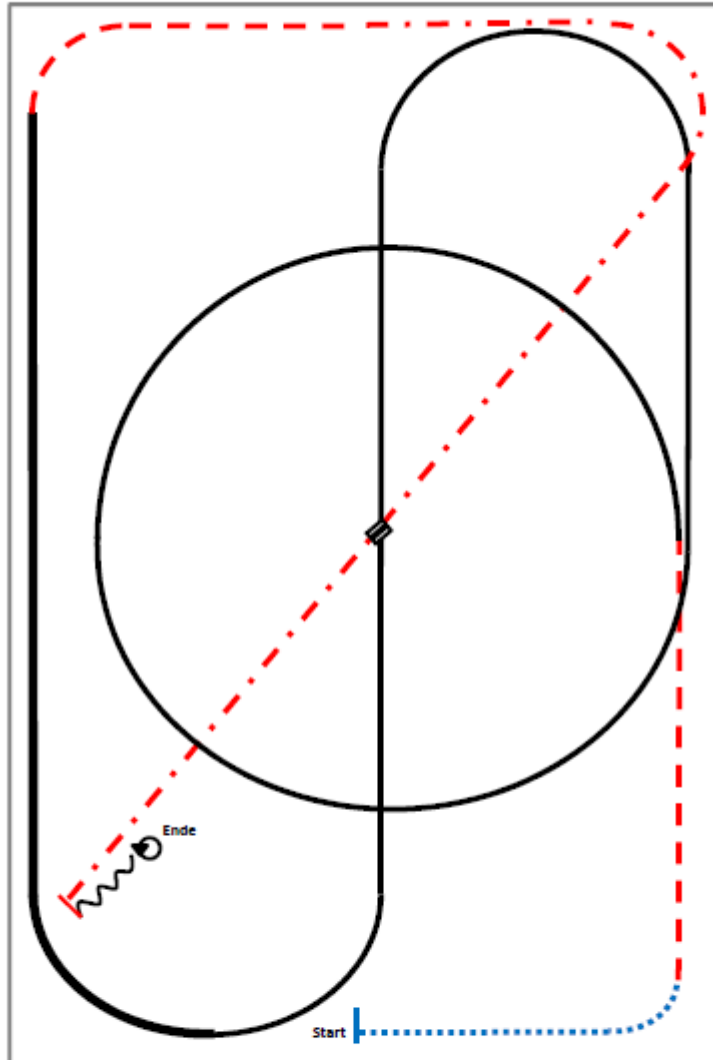


Ranch Riding LK 1 jun., LK 2 jun.

Qualifikationspattern RR 2017 #1: LK 1/2 jun. (auch für Hallen und Plätze 20x40m geeignet)



03/2017

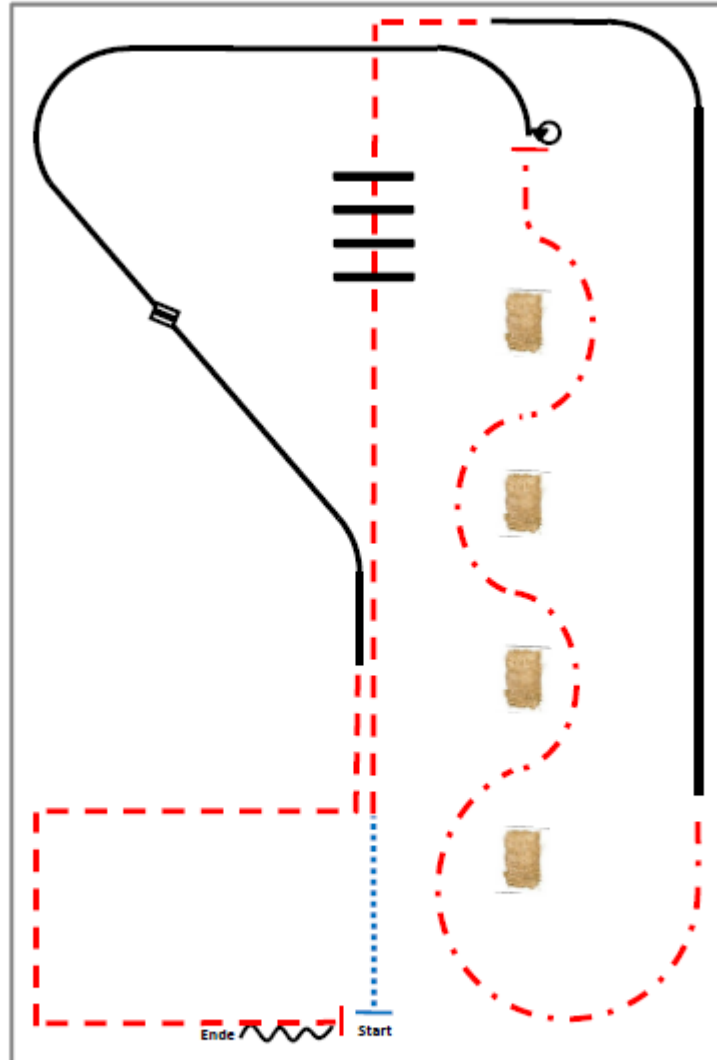


- 1) Walk.
- 2) Trot.
- 3) Lope left lead circle, lope.
- 4) Lead change in the center.
- 5) Lope right lead.
- 6) Extended lope.
- 7) Trot.
- 8) Extended trot.
- 9) Stop, back.
- 10) 360° turns each direction either way first.

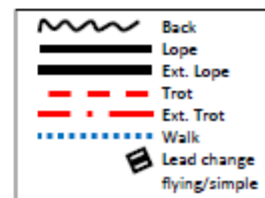
	Back
	Lope
	Ext. Lope
	Trot
	Ext. Trot
	Walk
	Lead change flying/simple

Ranch Riding Q LK 2/1 A sen., Q LK 2/1 B

Qualifikationspattern RR 2017 #5: LK 1/2 A/B sen.
(auch für Hallen und Plätze 20x40m geeignet)



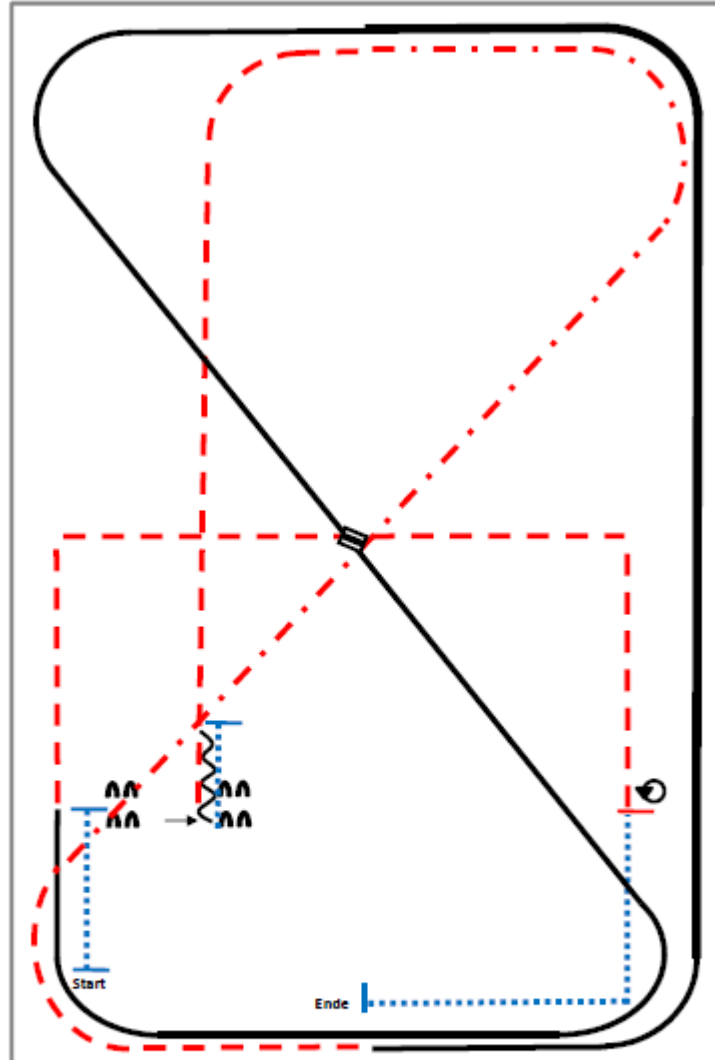
- 1) Walk.
- 2) Trot.
- 3) Trot over.
- 4) Lope right lead, extended lope.
- 5) Extended trot serpentine.
- 6) Stop, 360° turns each direction either way first.
- 7) Lope left lead.
- 8) Lead change.
- 9) Lope right lead.
- 10) Trot corners.
- 11) Stop, back.



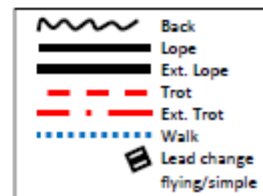
Ranch Riding Q LK 2/1 jun.

Qualifikationspattern RR 2017 #3: LK 1/2 jun.
(auch für Hallen und Plätze 20x40m geeignet)

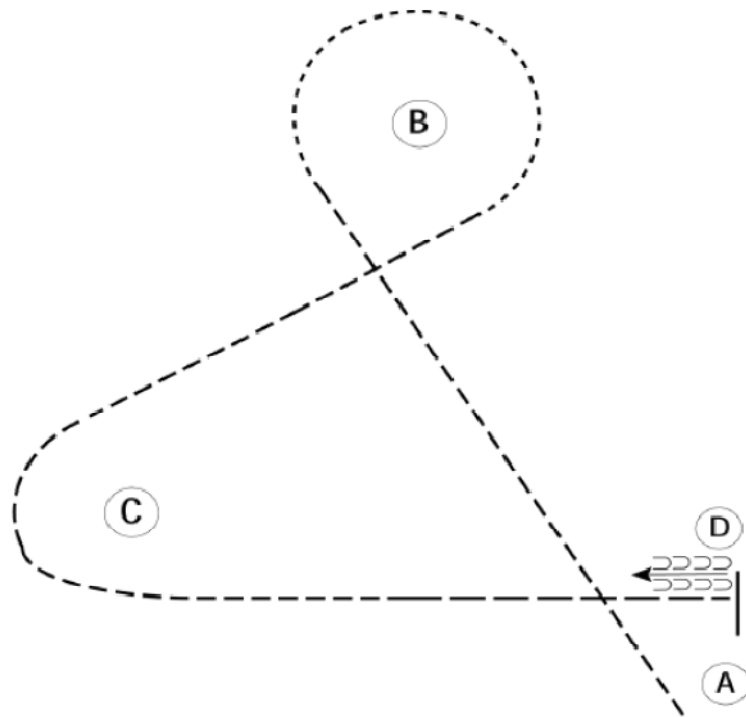
DFV
Deutscher Reitverband
03/2017



- 1) Walk, stop.
- 2) Sidepass right.
- 3) Walk, stop, back.
- 4) Trot.
- 5) Extended trot, trot.
- 6) Lope left lead.
- 7) Extended lope, lope.
- 8) Lead change.
- 9) Lope right lead.
- 10) Trot corners.
- 11) Stop, 360° turn left or right, walk, stop.



Western Horsemanship Walk/Tot

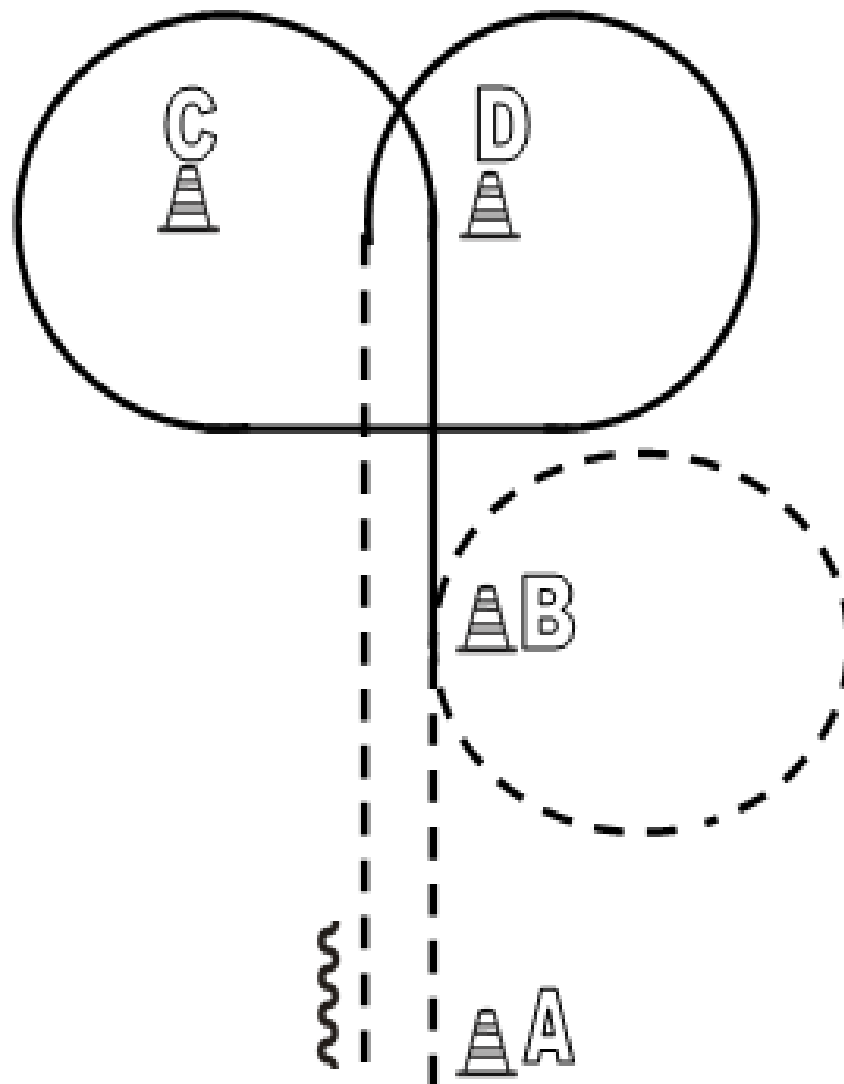


Be ready at A.

1. Jog to B.
2. At B, walk and walk around B.
3. Jog to and around C and to D.
4. Stop at D and back approximately one horse length.

Western Horsemanship LK 4/5, LK 4B

I

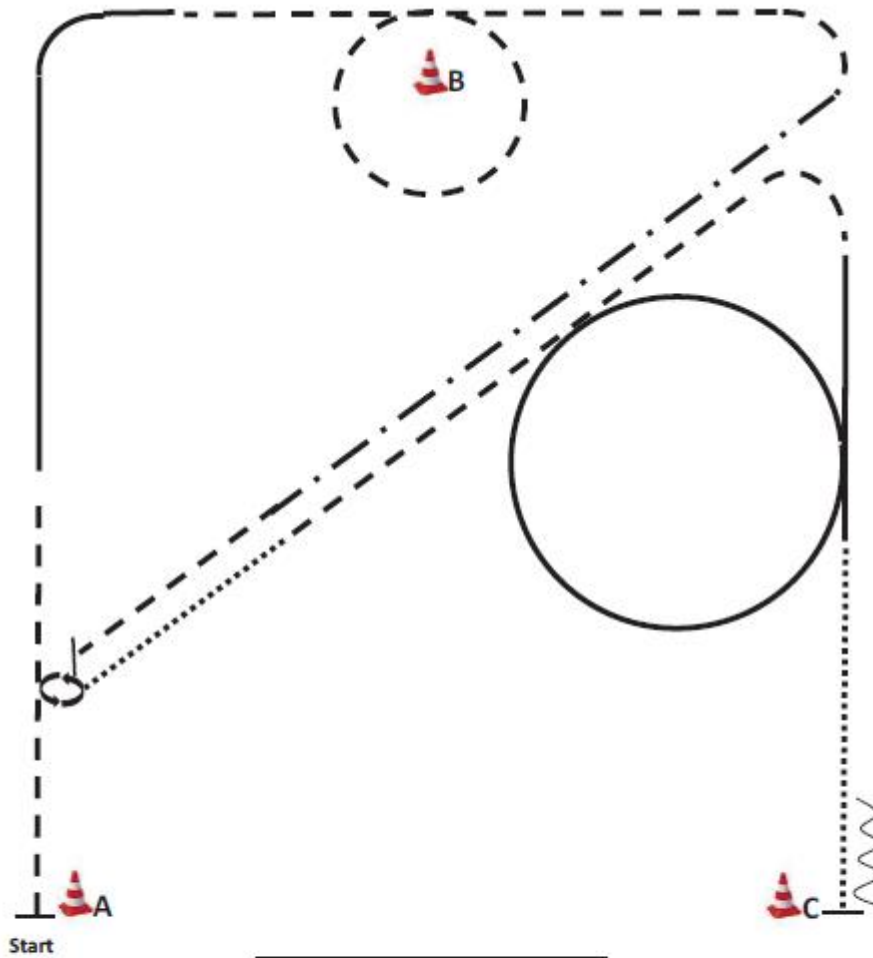


Be ready at A

1. Jog, ~~Jogvolte~~
2. Lope left
3. Jog
4. Stop
5. Back up

Walk to the warmup area

Western Horsemanship A LK 3A, A LK 3B



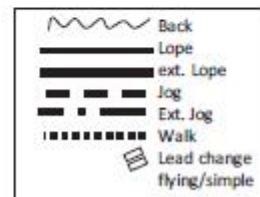
Start

WARM UP AREA

1. Be ready at A, Jog, Lope right lead
2. Jog, Jog very small circle
3. Ext. Jog, Jog, stop.
4. 180° turn (opt. r/l).

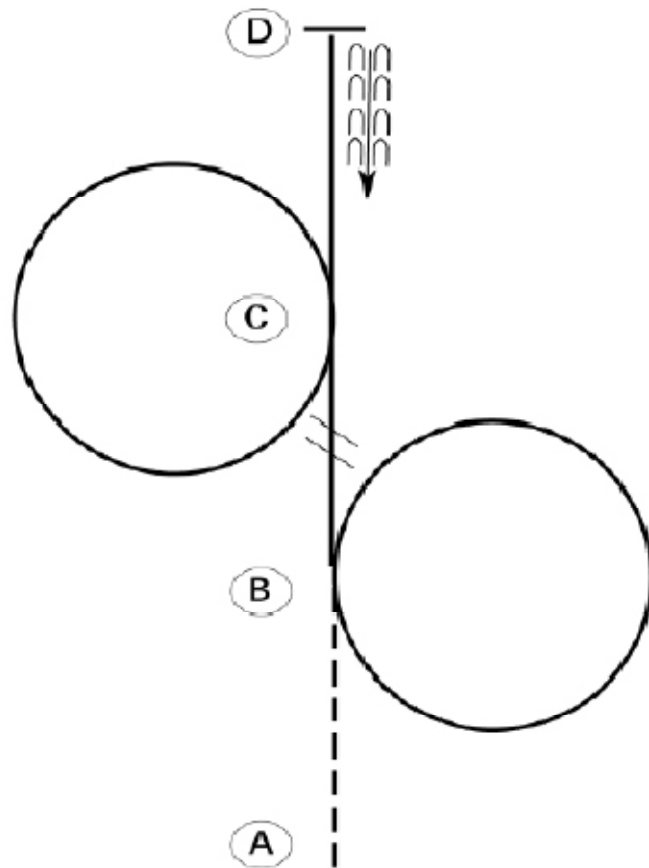
5. Walk, Jog.
6. Lope right lead, Lope circle.
7. Walk, stop.
8. Back

Walk to warm up area.



Western Horsemanship C LK 3A, C LK 3B

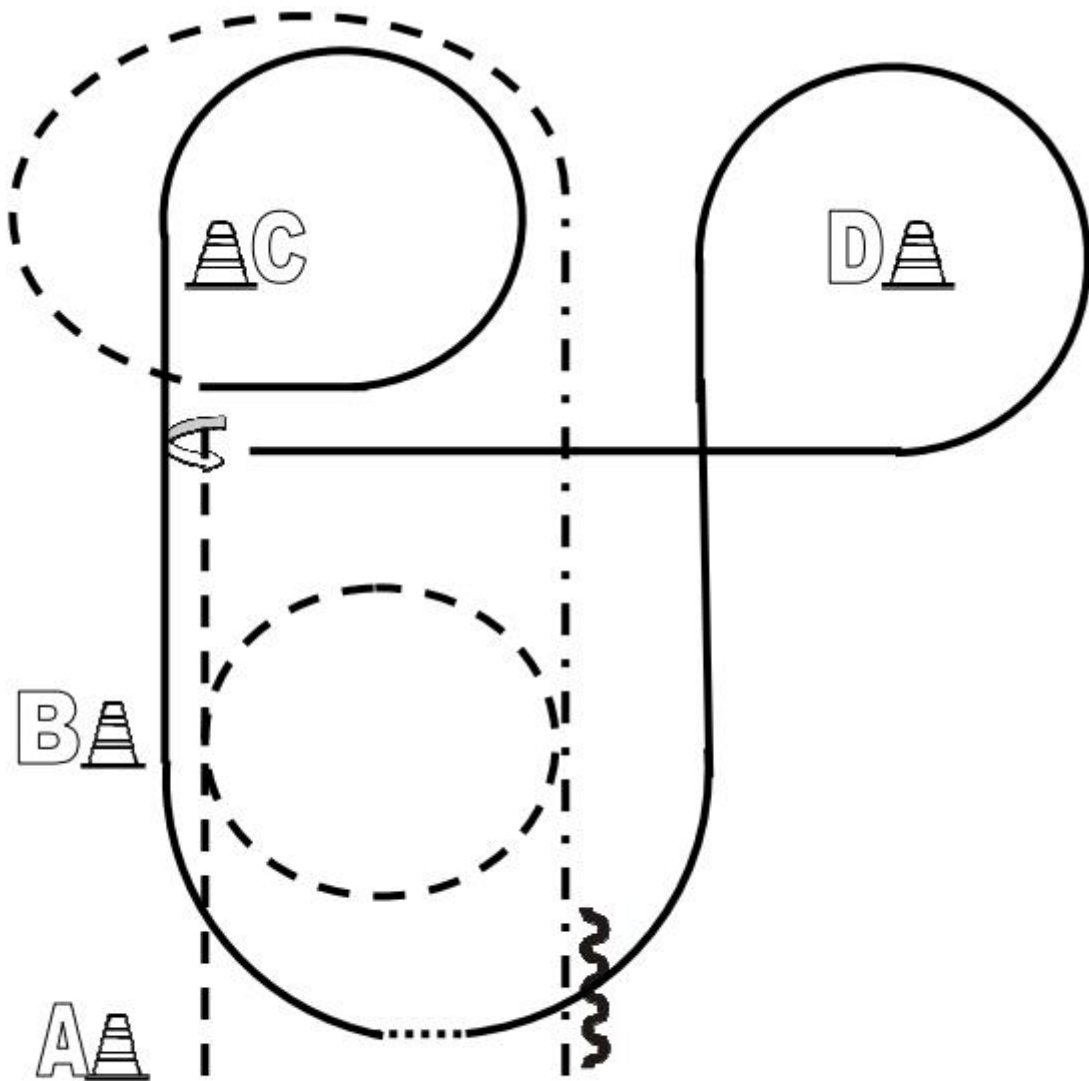
...



Be ready at A.

1. Jog from A to B.
2. Lope a circle to the right at B.
3. Change leads 1/2 way between B and C.
4. Lope a circle to the left at C.
5. Continue to lope to D.
6. Stop at D and back one horse length.

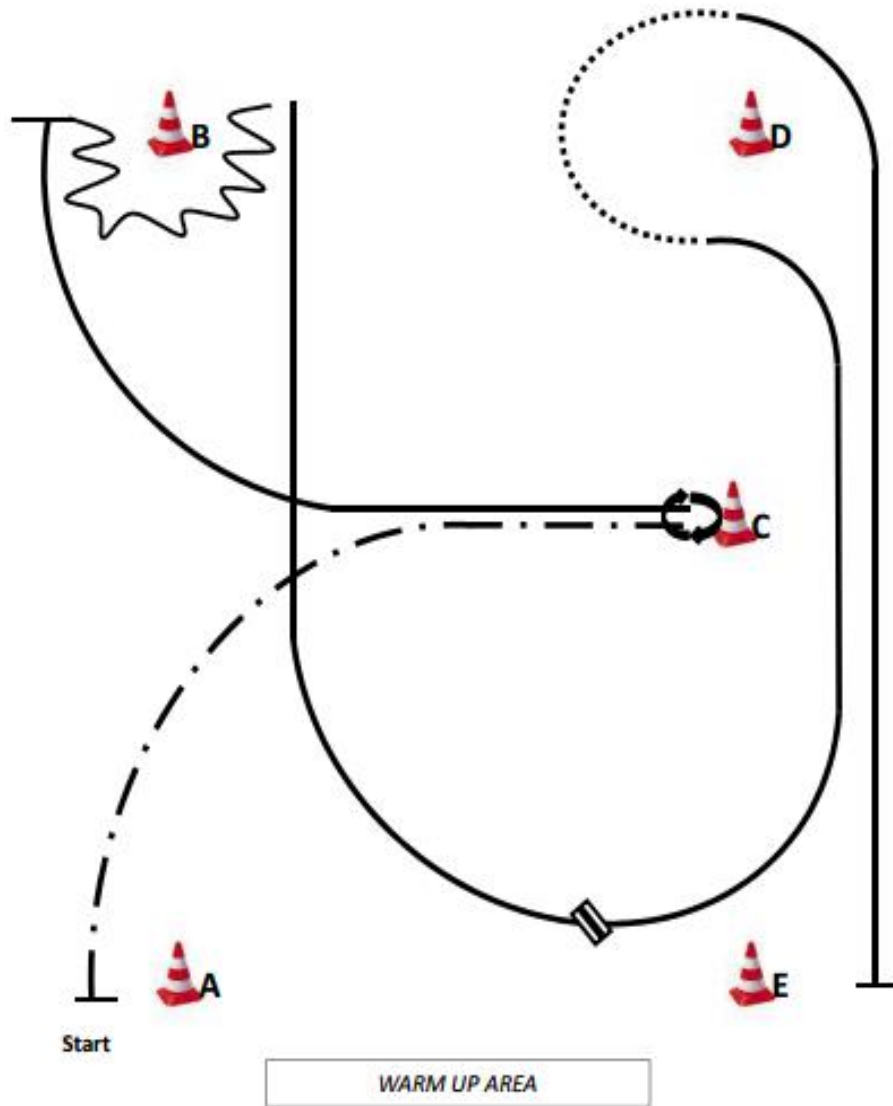
Western Horsemanship LK 1A, LK 2A, LK 1B, LK 2B



Be ready at A

1. Jog, jog a small circle, stop
2. 270° turn left
3. Lope left lead
4. Walk
5. Lope right lead
6. Jog, extended jog
7. Stop, back

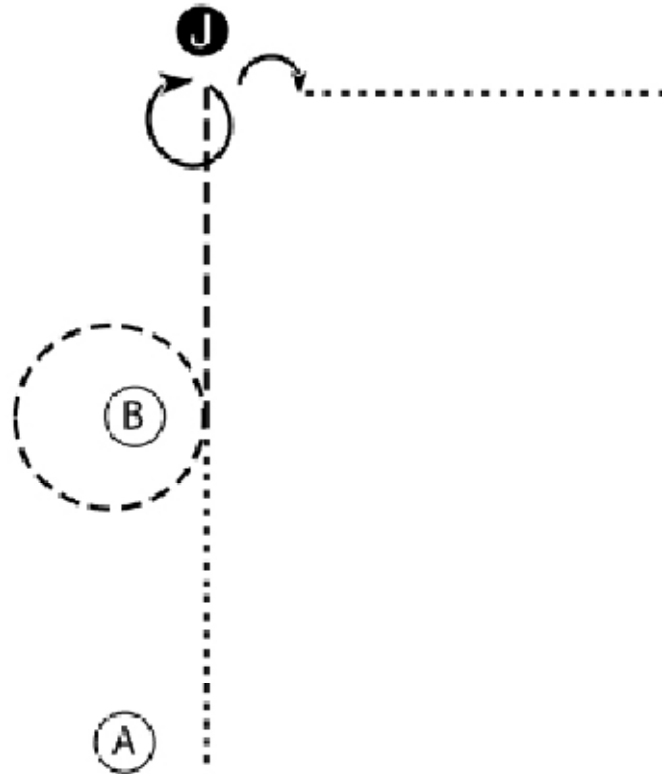
Western Horsemanship Q LK 2/1 A, Q LK 2/1 B



1. Be ready at A, ext. jog to C, stop , 540° turn (opt. r/l), right lope, stop
 2. Back around B, left lope, lead change , right lope.
 3. Walk, left lope to E, stop.
- Walk to warm up area.

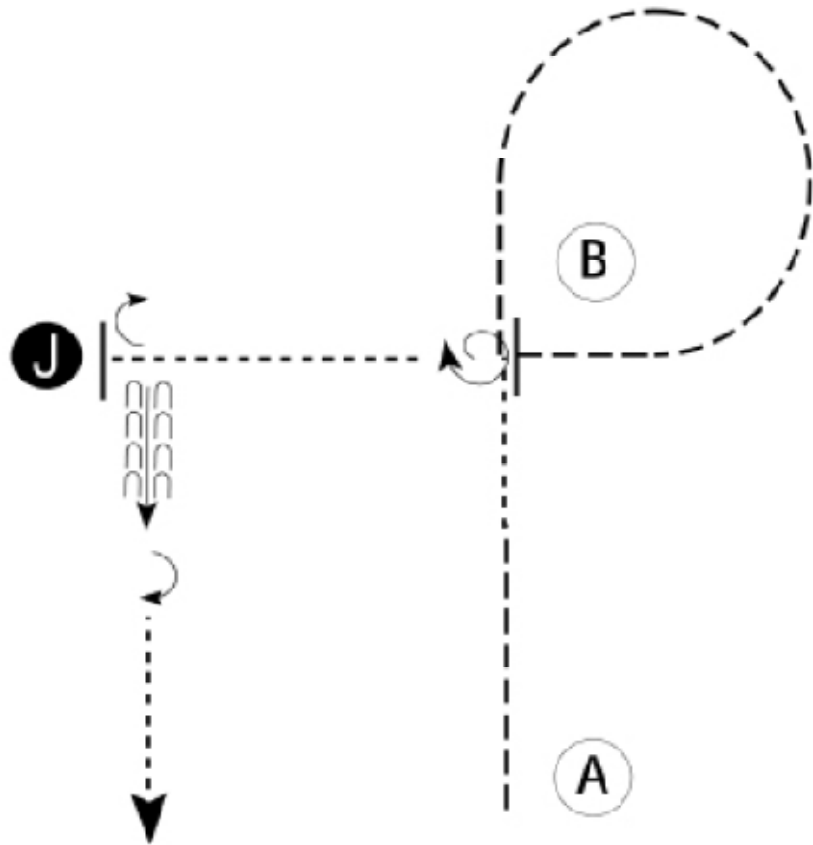
	Back
	Lope
	Jog
	Ext. Jog
	Walk
	Lead change flying/simple

Showmanship at Halter C LK 3A, LK 3B, LK 4/5



1. Walk from A to B.
2. At B trot. Trot a circle around B and continue to the Judge
3. Stop and perform a 360 degree turn. Set up for inspection.
4. When dismissed perform a 90 degree turn.
5. Walk straight away from the Judge.

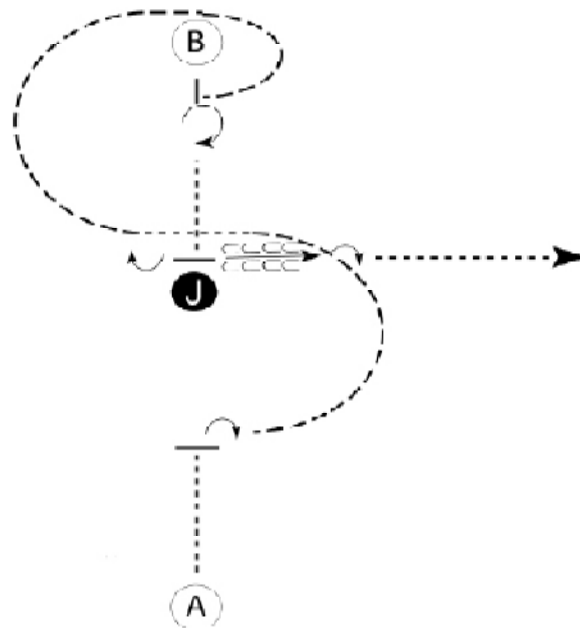
Showmanship at Halter A LK 3, LK 2A, LK 1A, LK 1/2 B



Be ready at A

1. Trot halfway to B.
2. Walk two horse lengths.
3. Trot to and around B as shown.
4. Trot past B and stop. Perform a 360 degree turn.
5. Walk to judge and set up for inspection.
6. When dismissed, perform a 90 degree turn and back approximately 2 horse lengths
7. Perform a 180 degree turn and walk straight away.

Showmanship at Halter Q LK 2/1 A, Q LK 2/1 B



Be ready with your horse's tail at A.

1. Walk halfway to Judge.
2. Stop and perform a 1/4 turn.
3. Trot half circle. Break to a walk before Judge and walk at least two horse lengths past Judge.
4. Trot a half circle to and around B as shown.
5. Stop and perform a 3/4 turn and walk to Judge.
6. Stop and set up for inspection.
7. When dismissed, perform a 1/4 turn.
8. Back approximately one horse length.
9. Perform a 1/2 turn and walk straight away to exit.